



INTERNATIONAL APPLICATION FOR GRADUATE ADMISSION

E-mail: graduate@nmt.edu

Web Site: <http://www.nmt.edu/~grad/>

Individuals who have completed a Bachelor's Degree in science or engineering at an accredited university may apply for admission to graduate study at New Mexico Tech. All forms should be completed in ink (or typewritten) in English. It is recommended that applications with all supporting documentation be received by the Graduate Office no later than six months prior to the desired date of admission. **International applicants whose native language is not English are required to take the Test of English as a Foreign Language (TOEFL). The Graduate Record Examination (GRE) aptitude (M.S. and Ph.D.) and advanced subject (Ph.D.) test scores are also required.**

Complete each section of this form and return to: **New Mexico Institute of Mining and Technology, Graduate Office, 801 Leroy Place, Socorro, New Mexico 87801-4796, USA, along with the US \$45 application fee. The application will not be processed without this fee.** Sealed and signed letters of reference from each of the recommenders (listed in Item 3 of the application), sealed official transcripts of all college work and official completion records of your Bachelor's and/or Master's Degrees must also included with the application. Alternatively, these materials may be sent separately to the Graduate Office.

Name: _____
Family name Given name

Mailing Address: _____

Permanent home address: _____
(if different from above) _____

E-mail address: _____

Degree program you wish to enter: MS Ph.D.

Field of Study: _____

Department: _____ Date you wish to begin: _____
(month/year)

1. PERSONAL INFORMATION

Place of Birth: _____
Country, Province, and City

Date of Birth: _____ Country of Citizenship: _____

Male Female Marital Status: Single Married

Name of parent (or spouse, if married): _____

Address: _____

Persons to be notified in case of emergency (include name and telephone number):

(a) In United States: _____

(b) In home country: _____

2. LEGAL STATUS

Are you now inside the US? ___ Yes ___ No.

If yes, please indicate what type of status you now hold: ___ F-1 ___ J-1 ___ Other (specify _____)

3. EDUCATIONAL HISTORY

Please complete the following for all post-secondary institutions attended. Indicate pending degrees. An *official* transcript must be sent directly to the Graduate Office from each institution.

Name of institution	Dates attended (month/year)	Degree, Date, and specialty
1. _____ Address _____	_____	_____
2. _____ Address _____	_____	_____
3. _____ Address _____	_____	_____

If more space is needed, attach another sheet. Please submit a copy of your Bachelor's Degree (and Master's Degree, if completed) to the Graduate Office.

If you have been the recipient of a fellowship, scholarship, or award, please list:

Institution	Source/sponsor	Dates (from)	(to)
_____	_____	_____	_____

Have you taken the GRE (Graduate Record Exam)? Yes No

If yes, please indicate place (_____), date (_____), and score (_____).

If no, please indicate place (_____) and date (_____) you intend to take the GRE.

REFERENCES

List three professors who will comment on your ability, character, seriousness of purpose in studying abroad, and on any research project that you propose to undertake. **Letters of reference must be sent directly to the Graduate Office by the author.**

Name and Position/Title _____
Address _____
E-mail _____

Name and Position/Title _____
Address _____
E-mail _____

Name and Position/Title _____
Address _____
E-mail _____

4. **WORK EXPERIENCE** (if more space is required, attach another sheet)

Title of Position / Name and address of employer / Type of work / Dates

Present: _____

Previous: _____

5. **LANGUAGE**

What is your native (first) language? _____

If English is not your first language, please describe your experience with English:

____ Number of years studied in middle or secondary school.

____ Number of years studied in university.

____ Other (please describe).

If English is not your first language, have you taken the TOEFL? Yes No

If *yes*, please indicate place (____), date (____) and score (____).

If *no*, please indicate date (____), and place (____) you intend to take the TOEFL.

6. **FINANCIAL CONSIDERATIONS**

Whether seeking to transfer from another school or to enter the US from abroad, you must certify that you have sufficient resources to meet your expenses during your period of study. The total annual cost for a student not supported by funds from New Mexico Tech is estimated to be about \$22,000 including out-of-state tuition. If you plan to bring a spouse and/or child, annual costs rise by about \$3,300 for a spouse and \$3,000 for each child.

A form I-20 for an F-1 visa (or IAP-66 for a J-1 visa, should you request it) will be issued only after you are accepted for graduate study **and** have established your financial credentials to the satisfaction of the Institute. If you are overseas, send only *original* financial documents (letters of support from sponsor, bank statements, etc.); we will make copies and return the originals so that you can use them when applying for a visa at an American Consulate.

Please indicate below your plan for financing your education at New Mexico Tech:

___ No Tech support required. I will be fully sponsored by _____.
Original documentation required.

___ No Tech support required. I have sufficient personal funds.
Original documentation required.

___ Partial Tech support required. I have partial support from
____ personal funds ____ sponsor _____
Original documentation required.

___ Full Tech support required. I have no personal funds or sponsorship.

I wish to be considered for a graduate award in the form of (check one or more):

___ Fellowship ___ Teaching assistantship ___ Research assistantship

7. DEPENDENT INFORMATION

- I plan to come alone.
I plan to have my dependents come at a later date.
I plan to bring these dependents with me (list name, date of birth, country of birth, and relationship to you for each dependent):

Table with 4 columns: Name, Date, Country, Relationship. Three rows for dependent information.

8. CONFIDENTIAL FINANCIAL INFORMATION

If you will be sponsored, what will be the amount of this support?
US \$ (per semester) (per year) (total for length of degree program)
Please underline one.

If you will be using personal funds, what will be the amount of this support?
US \$ (per semester) (per year) (total for length of degree program)
Please underline one.

Remember: Original financial documentation (letters of support, bank statements, letters of sponsorship) is required. Copies will be made and the originals will be returned to you.

I (Please Print Name) certify that the information in this application is complete

and accurate to the best of my knowledge. I shall notify New Mexico Institute of Mining and Technology of any change in my financial circumstances. I agree to comply with all laws and regulations of the United States.

Signature of Applicant Date

Your application is not complete without your signature

- \$45.00 fee is enclosed
A completed study plans form is enclosed
Official transcripts have been requested
Original GRE and TOEFL scores have been ordered from ETS.
Original financial documents are enclosed will follow

How did you learn of Tech's Graduate Programs?

Poster Colleagues Direct Mail Faculty WWW Other (specify)



GENERAL INFORMATION FOR APPLICANTS

Individuals who have completed a Bachelor's degree in science or engineering at an accredited university may apply for admission to graduate study at New Mexico Tech.

GRADUATE DEGREES AVAILABLE

Postgraduate Certificates

Electrical Engineering

Hydrology

Master of Science

Biology
Chemistry
Computer Science
Electrical Engineering
Environmental Engineering
Geochemistry
Geology
Geophysics
Hydrology
Materials Engineering
Mathematics
Mechanical Engineering
Mineral Engineering
Petroleum Engineering
Physics

Master of Science for Teachers

Masters of Engineering Management

Doctor of Philosophy

(with Fields of Specialization)


Applied and Industrial Mathematics
Chemistry
Computer Science
Earth & Environmental Science
Geochemistry
Geology
Geophysics
Hydrology
Materials Engineering
Mathematics
Petroleum Engineering
Physics
Astrophysics
Atmospheric
Mathematical

HOUSING FOR GRADUATE STUDENTS

Housing for regular graduate students is available on-campus in dormitories, and in townhouses for students. Waiting lists for Student Family Housing are kept on a priority basis by the date of receipt of the application. Apartments and rooms off-campus are usually available within a few blocks of campus. The Housing Office maintains a list of off-campus housing.

You may obtain further information by writing directly to:

Housing Office
New Mexico Tech
Student Union Building
Socorro, New Mexico 87801 USA




APPLICATION INSTRUCTIONS

The Institute uses a self-managed application system. You are responsible for making arrangements for the necessary materials to be sent to the Graduate Office. Use the following information as you prepare the materials to support your application. All forms should be completed in ink (or printed/typewritten) in English. **To be assured of consideration for assistantships and fellowships, completed applications must be received by February 15 for the fall semester, and by September 15 for the spring semester. To be assured of consideration for admission, completed applications must be received no later than August 1 for the fall semester and January 2 for the spring semester. To allow enough time for the admission decision and acquisition of passports and visas, international students are advised to make sure their application, supporting documents, and application fee are in the Graduate Office by April 1 (for summer and fall semester) or by October 1 (for spring semester).**

- 1) Your application form must be complete and accurate to the best of your knowledge.
- 2) After you complete your Application Form, complete the information page and sent it (**along with your \$45 application fee if not paid by credit card online) and all supporting documents to the NMT Graduate Office.** The Application Fee (check or international money order) must be made payable to: New Mexico Institute of Mining and Technology. **The \$45.00 fee is non-refundable, and will not be waived.**
- 3) You must provide an official copy of your *transcripts* for **each** university or college you have attended. Do not assume that any transcript is irrelevant to your areas of study. Do not open the transcripts. (Transcript envelopes that have been opened, or tampered with, will be rejected, and the application packet will be returned without processing). Order your transcripts early.
- 4) The *Study Plan* (part of the application) is your opportunity to tell the program faculty about yourself. It need not be extremely detailed, but should provide information about your areas of interest, education, and goals. The graduate department/program to which you are applying can provide more information on their expectations.
- 5) A **minimum** of three (3) *letters of recommendation* from three professors familiar with your academic performance are required; recommendations are to be provided on the forms provided here. You are responsible for completing the top of each form (name, program, etc.). This information assures that all materials relating to your application are easily identifiable. Completed forms are to be placed in sealed envelopes by the recommender. **Instructions for Recommendation Envelopes** to follow.

If you have any questions about the application procedure, contact the Graduate Office (graduate@nmt.edu).



Applicant Information Sheet

The information that you will send us by mail will need to be matched with other application materials that are submitted. The information requested below is intended to help us match these materials should we have problems and to contact you if we are missing materials from your application. Thank you.

Your name: _____

Email address: _____

Phone Number (country code, area code, number): _____

Mailing address: _____


City, State, Postal Code: _____

Country: _____

Once your application has been marked complete and submitted, it will be reviewed by the Graduate Office when we receive your application fee. Please print this page, provide the requested information and send it, with a check or money order in the amount of \$45 if your application fee was not paid online, to:

Graduate Office
New Mexico Tech
801 Leroy Place
Socorro, New Mexico 87801 U.S.A.


Date: _____



STUDY PLANS

NAME: _____ DATE: _____

In the space provided below, please state the academic area in which you hope to work, your career goals, and your reasons for attending graduate school.



INSTRUCTIONS FOR RECOMMENDATIONS AND RECOMMENDATION ENVELOPES

At New Mexico Tech, letters of recommendation are an exceedingly important part of deliberations leading to acceptance or rejection of applicants. If these letters do not speak directly to the preparation of the applicant for graduate study or if the authenticity of the letter is in question, applicants are typically rejected.

Applicant: Provide the identifying information (below) on each recommendation envelope. Give an envelope and a copy of this sheet to each Recommender. Your Recommender may wish to return this directly to the Graduate Office. If so, provide a stamped, addressed envelope for that purpose.

Recommender: Please enclose your signed recommendation form in the envelope provided by the applicant. Supporting letters attached to the recommendation forms provided must be presented on the official stationery of the recommender. Seal the envelope, sign it across the seal, cover your signature with transparent tape, and return it to the applicant. If you prefer, you may mail the recommendation directly to the Graduate Office. The student should provide you with a stamped, addressed envelope for that purpose.


Graduate Office
New Mexico Institute of
Mining and Technology
801 Leroy Place
Socorro, New Mexico 87801-4796

Information that is to appear on the Recommendation Envelope:

Applicant's Name
(please print clearly)

New Mexico Tech Graduate Department/Program

(Please sign on seam on back of envelope)



GRADUATE OFFICE
801 LEROY PLACE
NEW MEXICO TECH
SOCORRO, NEW MEXICO 87801

STUDENT: Fill out top portion of form and give form to your reference.

LETTER OF RECOMMENDATION FOR:

_____ (Last Name)

_____ (First Name)

_____ (Middle Name)

Applicant for Admission to _____
(Department or Program)

_____ (Cert., MS, MST, MEM, PhD)

APPLICANT: Before you give this form to an instructor or other person acquainted with your qualifications for graduate work, please check and sign.

hereby waive ***my right of access to this letter of recommendation.***
 do not waive

_____ (Applicant Signature)

_____ (Date)

REFERENCE: After filling out this form, please mail it directly to the address above.

We are particularly interested in the applicant's ability to carry on advanced study and research, as well as their potential for pursuing a successful graduate career in the chosen field.

I. Rate the applicant on each of the following items, using a five-point scale: 5-truly outstanding (top 10%); 4-superior; 3-above average; 2-average; 1-below average; x-inadequate knowledge to rate.

_____ Intellectual capacity	_____ Ability in oral expression
_____ Mastery of fundamental knowledge in major field	_____ Ability for research
_____ Motivation and drive	_____ Potential as a teaching assistant
_____ Scholarship	_____ Emotional maturity and stability
_____ Writing ability	_____ Self-reliance and independence

II. Please check the educational level of the representative group with whom the applicant is compared:

_____ College juniors _____ College seniors _____ First year graduate students _____ Advanced graduate students

III. Briefly indicate the time period and nature of your contact with this student.


IV. How do you view this applicant's prospects for success in graduate study? Circle the appropriate description.

Possible Masters Prospect	Average Masters Prospect	Strong Masters Prospect	Possible Ph.D. Prospect	Good Ph.D. Prospect	Excellent Ph.D. Prospect
---------------------------	--------------------------	-------------------------	-------------------------	---------------------	--------------------------

V. Some gifted individuals have mediocre scholastic records. In your opinion, is the applicant's scholastic record an accurate index of his/her scholastic ability? ___ Yes, ___ No, ___ Don't know. If your answer is "NO", please explain briefly, possibly giving consideration to the applicant's performance in independent study or in research participation programs. (You may expand on your answer in section VI.)

VI. Please express your assessment of this applicant's qualifications for graduate study and any important accomplishments. Would you be willing to admit the applicant to your own graduate programs? Or, would you employ this applicant? If you prefer, you may attach a separate letter addressing these points.

Date _____ Type or Print Name _____
Institution _____ Signature _____
Address _____ Position _____
Telephone Number _____ Email Address _____



INSTRUCTIONS FOR RECOMMENDATIONS AND RECOMMENDATION ENVELOPES

At New Mexico Tech, letters of recommendation are an exceedingly important part of deliberations leading to acceptance or rejection of applicants. If these letters do not speak directly to the preparation of the applicant for graduate study or if the authenticity of the letter is in question, applicants are typically rejected.

Applicant: Provide the identifying information (below) on each recommendation envelope. Give an envelope and a copy of this sheet to each Recommender. Your Recommender may wish to return this directly to the Graduate Office. If so, provide a stamped, addressed envelope for that purpose.

Recommender: Please enclose your signed recommendation form in the envelope provided by the applicant. Supporting letters attached to the recommendation forms provided must be presented on the official stationery of the recommender. Seal the envelope, sign it across the seal, cover your signature with transparent tape, and return it to the applicant. If you prefer, you may mail the recommendation directly to the Graduate Office. The student should provide you with a stamped, addressed envelope for that purpose.


Graduate Office
New Mexico Institute of
Mining and Technology
801 Leroy Place
Socorro, New Mexico 87801-4796

Information that is to appear on the Recommendation Envelope:

Applicant's Name
(please print clearly)

New Mexico Tech Graduate Department/Program

(Please sign on seam on back of envelope)



GRADUATE OFFICE
801 LEROY PLACE
NEW MEXICO TECH
SOCORRO, NEW MEXICO 87801

STUDENT: Fill out top portion of form and give form to your reference.

LETTER OF RECOMMENDATION FOR:

_____ (Last Name)

_____ (First Name)

_____ (Middle Name)

Applicant for Admission to _____
(Department or Program)

_____ (Cert., MS, MST, MEM, PhD)

APPLICANT: Before you give this form to an instructor or other person acquainted with your qualifications for graduate work, please check and sign.

hereby waive ***my right of access to this letter of recommendation.***
 do not waive

_____ (Applicant Signature)

_____ (Date)

REFERENCE: After filling out this form, please mail it directly to the address above.

We are particularly interested in the applicant's ability to carry on advanced study and research, as well as their potential for pursuing a successful graduate career in the chosen field.

I. Rate the applicant on each of the following items, using a five-point scale: 5-truly outstanding (top 10%); 4-superior; 3-above average; 2-average; 1-below average; x-inadequate knowledge to rate.

_____ Intellectual capacity	_____ Ability in oral expression
_____ Mastery of fundamental knowledge in major field	_____ Ability for research
_____ Motivation and drive	_____ Potential as a teaching assistant
_____ Scholarship	_____ Emotional maturity and stability
_____ Writing ability	_____ Self-reliance and independence

II. Please check the educational level of the representative group with whom the applicant is compared:

_____ College juniors _____ College seniors _____ First year graduate students _____ Advanced graduate students

III. Briefly indicate the time period and nature of your contact with this student.


IV. How do you view this applicant's prospects for success in graduate study? Circle the appropriate description.

Possible Masters Prospect	Average Masters Prospect	Strong Masters Prospect	Possible Ph.D. Prospect	Good Ph.D. Prospect	Excellent Ph.D. Prospect
------------------------------	-----------------------------	----------------------------	----------------------------	------------------------	-----------------------------

V. Some gifted individuals have mediocre scholastic records. In your opinion, is the applicant's scholastic record an accurate index of his/her scholastic ability? ___ Yes, ___ No, ___ Don't know. If your answer is "NO", please explain briefly, possibly giving consideration to the applicant's performance in independent study or in research participation programs. (You may expand on your answer in section VI.)

VI. Please express your assessment of this applicant's qualifications for graduate study and any important accomplishments. Would you be willing to admit the applicant to your own graduate programs? Or, would you employ this applicant? If you prefer, you may attach a separate letter addressing these points.

Date _____ Type or Print Name _____
Institution _____ Signature _____
Address _____ Position _____
Telephone Number _____ Email Address _____



INSTRUCTIONS FOR RECOMMENDATIONS AND RECOMMENDATION ENVELOPES

At New Mexico Tech, letters of recommendation are an exceedingly important part of deliberations leading to acceptance or rejection of applicants. If these letters do not speak directly to the preparation of the applicant for graduate study or if the authenticity of the letter is in question, applicants are typically rejected.

Applicant: Provide the identifying information (below) on each recommendation envelope. Give an envelope and a copy of this sheet to each Recommender. Your Recommender may wish to return this directly to the Graduate Office. If so, provide a stamped, addressed envelope for that purpose.

Recommender: Please enclose your signed recommendation form in the envelope provided by the applicant. Supporting letters attached to the recommendation forms provided must be presented on the official stationery of the recommender. Seal the envelope, sign it across the seal, cover your signature with transparent tape, and return it to the applicant. If you prefer, you may mail the recommendation directly to the Graduate Office. The student should provide you with a stamped, addressed envelope for that purpose.


Graduate Office
New Mexico Institute of
Mining and Technology
801 Leroy Place
Socorro, New Mexico 87801-4796

Information that is to appear on the Recommendation Envelope:

Applicant's Name
(please print clearly)

New Mexico Tech Graduate Department/Program

(Please sign on seam on back of envelope)



GRADUATE OFFICE
801 LEROY PLACE
NEW MEXICO TECH
SOCORRO, NEW MEXICO 87801

STUDENT: Fill out top portion of form and give form to your reference.

LETTER OF RECOMMENDATION FOR:

_____ (Last Name)

_____ (First Name)

_____ (Middle Name)

Applicant for Admission to _____
(Department or Program)

_____ (Cert., MS, MST, MEM, PhD)

APPLICANT: Before you give this form to an instructor or other person acquainted with your qualifications for graduate work, please check and sign.

hereby waive ***my right of access to this letter of recommendation.***
 do not waive

_____ (Applicant Signature)

_____ (Date)

REFERENCE: After filling out this form, please mail it directly to the address above.

We are particularly interested in the applicant's ability to carry on advanced study and research, as well as their potential for pursuing a successful graduate career in the chosen field.

I. Rate the applicant on each of the following items, using a five-point scale: 5-truly outstanding (top 10%); 4-superior; 3-above average; 2-average; 1-below average; x-inadequate knowledge to rate.

_____ Intellectual capacity	_____ Ability in oral expression
_____ Mastery of fundamental knowledge in major field	_____ Ability for research
_____ Motivation and drive	_____ Potential as a teaching assistant
_____ Scholarship	_____ Emotional maturity and stability
_____ Writing ability	_____ Self-reliance and independence

II. Please check the educational level of the representative group with whom the applicant is compared:

_____ College juniors _____ College seniors _____ First year graduate students _____ Advanced graduate students

III. Briefly indicate the time period and nature of your contact with this student.


IV. How do you view this applicant's prospects for success in graduate study? Circle the appropriate description.

Possible Masters Prospect	Average Masters Prospect	Strong Masters Prospect	Possible Ph.D. Prospect	Good Ph.D. Prospect	Excellent Ph.D. Prospect
---------------------------	--------------------------	-------------------------	-------------------------	---------------------	--------------------------

V. Some gifted individuals have mediocre scholastic records. In your opinion, is the applicant's scholastic record an accurate index of his/her scholastic ability? ___ Yes, ___ No, ___ Don't know. If your answer is "NO", please explain briefly, possibly giving consideration to the applicant's performance in independent study or in research participation programs. (You may expand on your answer in section VI.)

VI. Please express your assessment of this applicant's qualifications for graduate study and any important accomplishments. Would you be willing to admit the applicant to your own graduate programs? Or, would you employ this applicant? If you prefer, you may attach a separate letter addressing these points.

Date _____ Type or Print Name _____
Institution _____ Signature _____
Address _____ Position _____
Telephone Number _____ Email Address _____



NEW MEXICO INSTITUTE OF MINING AND TECHNOLOGY

Application Material Checklist

Arrange to have the following materials sent directly to the Graduate Office (address below):

- Official General Graduate Record Examination (GRE) Scores
- For International Students -- Official TOEFL Scores

The following materials are to be placed in an envelope and sent to:

Graduate Office
New Mexico Institute of Mining and Technology
801 Leroy Place
Socorro, New Mexico 87801-4796

- The \$45.00 Non-Refundable Application Fee Made Payable to New Mexico Institute of Mining and Technology, if this was not paid by credit card online.
- Signature Form
- One sealed Official Transcript from each College Attended
- Three sealed Letters of Recommendation, signed across seal.
- Other Data you may want to include

PLEASE NOTE: To be assured of consideration for assistantships and fellowships, check the application deadline listed at <http://infohost.nmt.edu/~grad/Departments.html> for the program you are applying to. To be assured of consideration for admission, completed applications must be received no later than August 1 for the fall semester and January 2 for the spring semester. To allow enough time for the admission decision and acquisition of passports and visas, international students are advised to make sure their application, supporting documents, and application fee are in the Graduate Office by April 1 (for summer and fall semester) or by October 1 (for spring semester).